

User Manual

**Foscam 4K/8MP Outdoor
POE IP Security Camera**



Model: V8EP

Table of Contents

1 Overview.....	3
1.1 Key Features.....	3
1.2 PoE.....	3
1.3 Read before Use.....	4
1.4 Packing Contents.....	4
1.5 Physical Description.....	4
1.6 SD Card Management.....	5
1.7 Add Device: Connection via the Foscam App.....	5
1.8 Installation.....	6
1.9 Waterproof Lid Installation Guide.....	6
2 Default Parameters.....	7
3 Specification.....	7

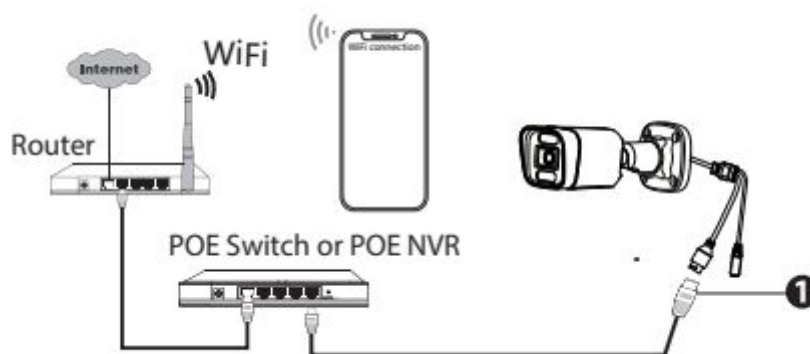
1 Overview

1.1 Key Features

- ◆ 8MP UHD Waterproof IP Camera
- ◆ H.264+/H.264 video Compression
- ◆ Supports Human detection, Motion Detection and Vehicle Detection
- ◆ Compatible with free Foscam Video Management Software
- ◆ Compatible with free Foscam iOS and Android APP
- ◆ Supports PoE Function
- ◆ Supports Full Duplex two-way Audio
- ◆ Supports HDR
- ◆ Supports 256GB Micro SD Card storage(External)
- ◆ Night Vision Range up to 20m(66 feet)
- ◆ P2P Feature for Easy Remote Access
- ◆ Supports image snapshot
- ◆ Supports dual-stream
- ◆ Supports remote viewing & record from anywhere anytime
- ◆ Multi-level users management with password protection
- ◆ Supports multiple network protocols: IP, TCP, UDP, SMTP, FTP, DHCP, RTSP
- ◆ Supports Alexa
- ◆ Supports Google Assistant

1.2 PoE

The Network Camera is PoE-compliant, allowing transmission of power and data via a single Ethernet cable. Such as the following picture: connect the Network Camera to a PoE-enabled router / switch via Ethernet cable.



1.3 Read before Use

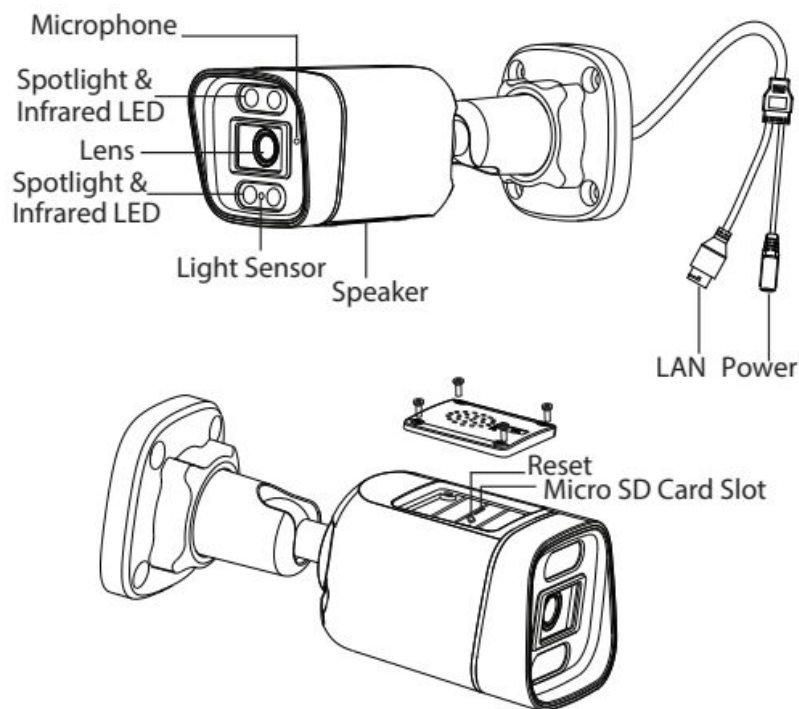
Please first verify that all contents received are complete according to the Package Contents listed below. Before the Network Camera is installed, please carefully read and follow the instructions in the Quick Setup Guide to avoid damage due to faulty assembly and installation. This also ensures the product is used properly as intended.

1.4 Packing Contents

• Camera× 1	• Ethernet Cable× 1
• Quick Setup Guide × 1	• Expansion Screws× 1
• Waterproof Lid × 1	• Mounting Template × 1
• Surveillance sign× 1	

1.5 Physical Description

1.5.1 Front Panel



1.5.2 Interface



1. LAN

10/100M adaptive Ethernet interface. Through this interface, IP camera can be connected with various network devices, such as hub, router, etc.

2. Power Interface

Connect the external power adapter, request for 12V / 1A power.

1.6 SD Card Management

This camera supports Micro SD Card.

When you plug in the SD card during the camera work process, please reboot the camera again, or else the SD card might not work well.

On Foscam app go to the **Settings**→**Device Status**→**Device Status** page, you can see the SD card status.

1.7 Add Device: Connection via the Foscam App

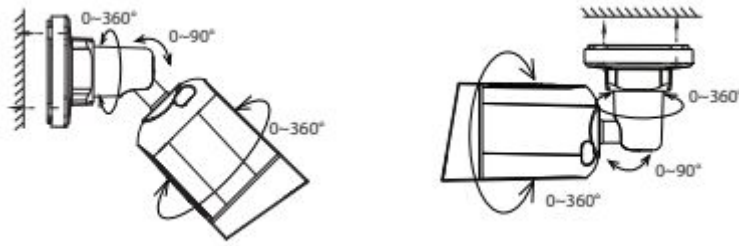
Scan the QR code below to download and install the Foscam APP.



Please refer to the **Quick Setup Guide**.

1.8 Installation

Please refer to the **Quick Setup Guide**.



Point the camera at the desired location and use the screws provided to mount it.

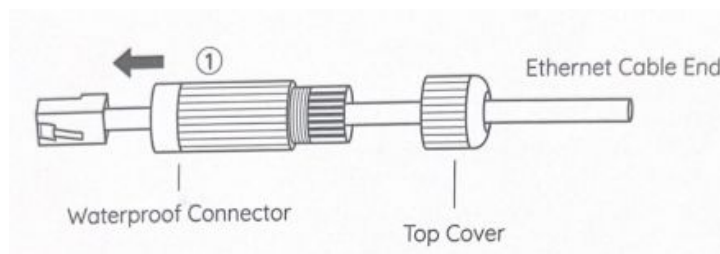
Please Note:

Ensure that rain or water will not reach the connector ports at the end of the tailcable. These connectors are not weather-resistant.

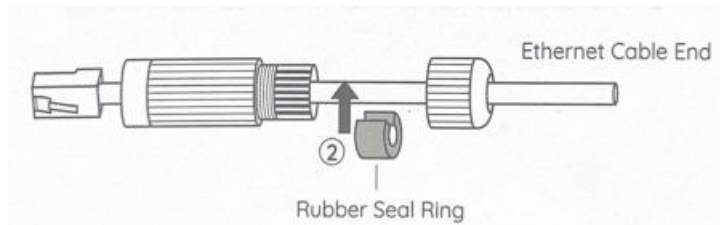
1.9 Waterproof Lid Installation Guide

When mounting your PoE camera outdoors, you are suggested to install the waterproof lid for it. You may follow the steps for installation.

1. Thread the Ethernet cable through the top cover and then the waterproof connector.

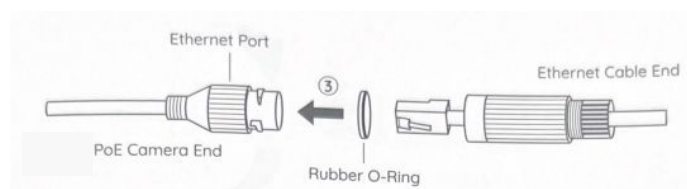


2. Put the rubber seal ring around the Ethernet cable between the top cover and the waterproof connector.

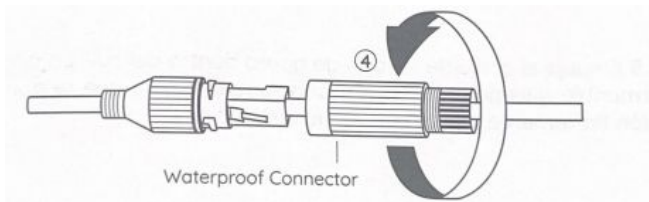


Note: The rubber seal ring provided has been cut. If not, you may manually cut it.

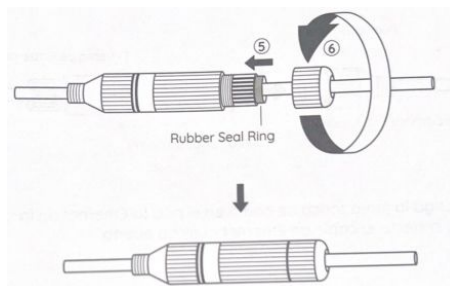
3. Put on the rubber O-ring to the Ethernet port of the camera and plug the Ethernet cable into the Ethernet port.



4. Align the waterproof connector with the Ethernet port, then twist it clockwise to tighten the two parts.



5. Push the rubber seal ring into the waterproof connector, then screw the top cover and lock it into position firmly to finish installation.



2 Default Parameters

Default network parameters

IP address: obtain dynamically

Subnet mask: obtain dynamically

Gateway: obtain dynamically

3 Specification

	ITEMS	V8EP
Spotlight	Color Temperature	4500K
Image Sensor	Sensor Type	High Definition Color CMOS Sensor
	Display Resolution	8.0Megapixels(3840*2160)
	Min. Illumination	0 Lux (With IR Illuminator)
Lens	Lens Type	f:4.3mm; F1.6
	Angle of view	Diagonal: 108.5°, Horizontal: 90.1°, Vertical 46.2°
Video	Image Compression	H.264+/H.264
	Resolution	4K(3840*2160) 6M/20 fps,1080P(1920*1080)1M/25fps, 720P(1280*720)1M/15fps
	Stream	Dual stream
	Image Adjustment	The hue, brightness, contrast, saturation, sharpness are adjustable
	Flip Image	flip and mirror
	Night Mode	Manual and automatic modes, when the white light is on, the night vision image is colored

	Night Visibility	With 4pcs IR-LED and spotlight, Night Vision Range up to 20m
Audio	Input/Output	Built-in mic and speaker, supports full duplex 2-way Audio
	Audio Compression	PCM/AAC
	Siren	Support maximum 100dB alarm siren
Network	Ethernet	One 10/100Mbps RJ45 port
	Remote Access	P2P
	Network Protocol	IP, TCP, UDP, SMTP, FTP, DHCP, RTSP
System Requirements	Operating System	Microsoft Windows (Foscam VMS), MacOS (Foscam VMS), Android (Foscam app), iOS (Foscam app)
Other Features	Motion Detection	Alarm via E-Mail, upload alarm snapshot to FTP
	Human Detection	Alarm via E-Mail, upload alarm snapshot to FTP
	Vehicle Detection	Alarm via E-Mail, upload alarm snapshot to FTP
	User Accounts	Three levels user role
	WDR	Improve image clarity in complex scenario
	Zoom	6X digital zoom function
	Storage	Support max. 256GB Micro SD card, local and FTP storage, Foscam cloud storage
	Reset	Reset button is available
	Intelligent Assistant	Supports Alexa, Google Assistant
Power	Power Supply	DC 12V/1.0A (Not standard)
	POE Standard	802.3af
	Power Consumption	5 Watts (Max.)
Physical	Dimension(LxWxH)	170(L)x66 (W)x66 (H)
	Net Weight	342g
Environment	Waterproof	IP66
	Operating Temperature	-20°C ~ 50°C (-4°F ~ 122°F)
	Operating Humidity	10% ~ 80% non-condensing
	Storage Temperature	-20°C ~ 50°C (-4°F ~ 122°F)
	Storage Humidity	0% ~ 90% non-condensing
Certification	FCC, CE, RoHS, IP66, UKCA	

For other parts, please refer to the “FOSCAM Camera User Manual”